


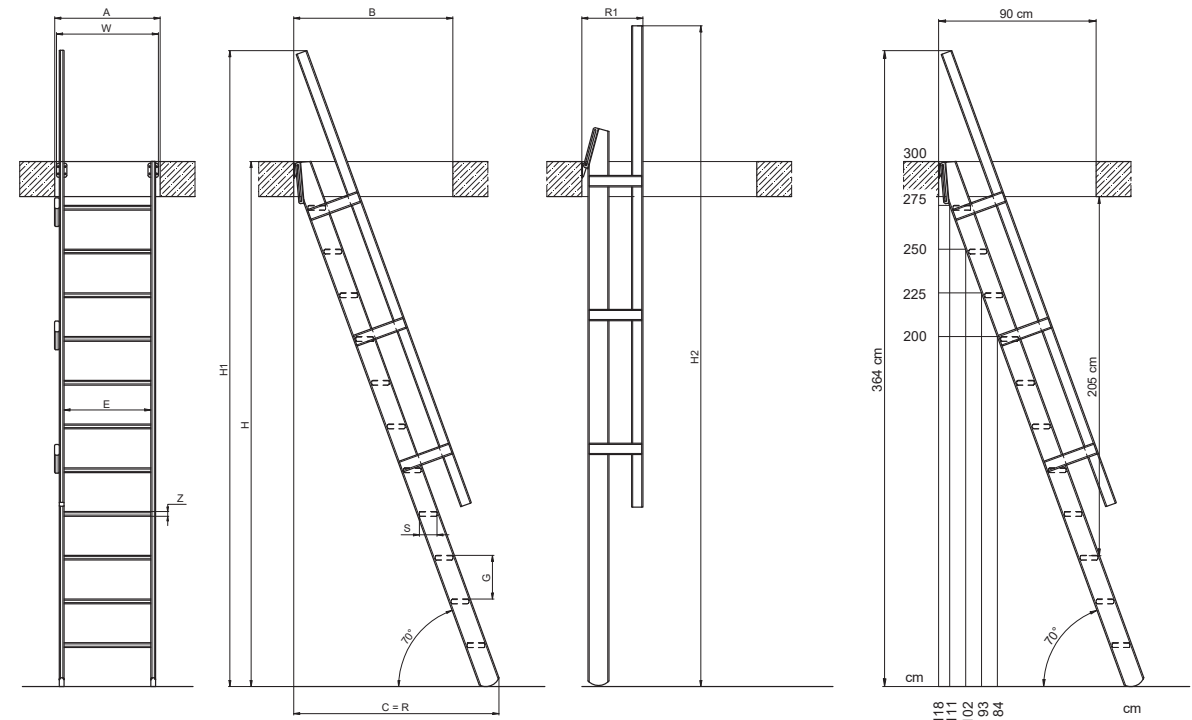


TECHNICAL SPECIFICATION

MSP PIVOT, MSP-W, MSP-C WOODEN MILLER STAIRCASE

LOFT LADDER TYPE	MSP Pivot	MSP-W	MSP-C
			
I. APPLICATION			
Floor height [cm]	300		
Installation	- product intended for DIY installation - easily adjusted to the room height		
II. FEATURES			
Ladder	spruce wood		
Colour	ready to be painted	white	black
Treads	durable connection between treads and ladder		
Installation kit	included in set		
Handrail	+		
III. TECHNICAL PARAMETERS			
Staircase inclination angle	70°		
Minimum dimensions of ceiling opening [cm]	60 x 90		
Maximum loading	160 kg		

IV. LOFT LADDER DIAGRAM




V. TECHNICAL PARAMETERS FOR LOFT LADDERS IN PARTICULAR SIZES

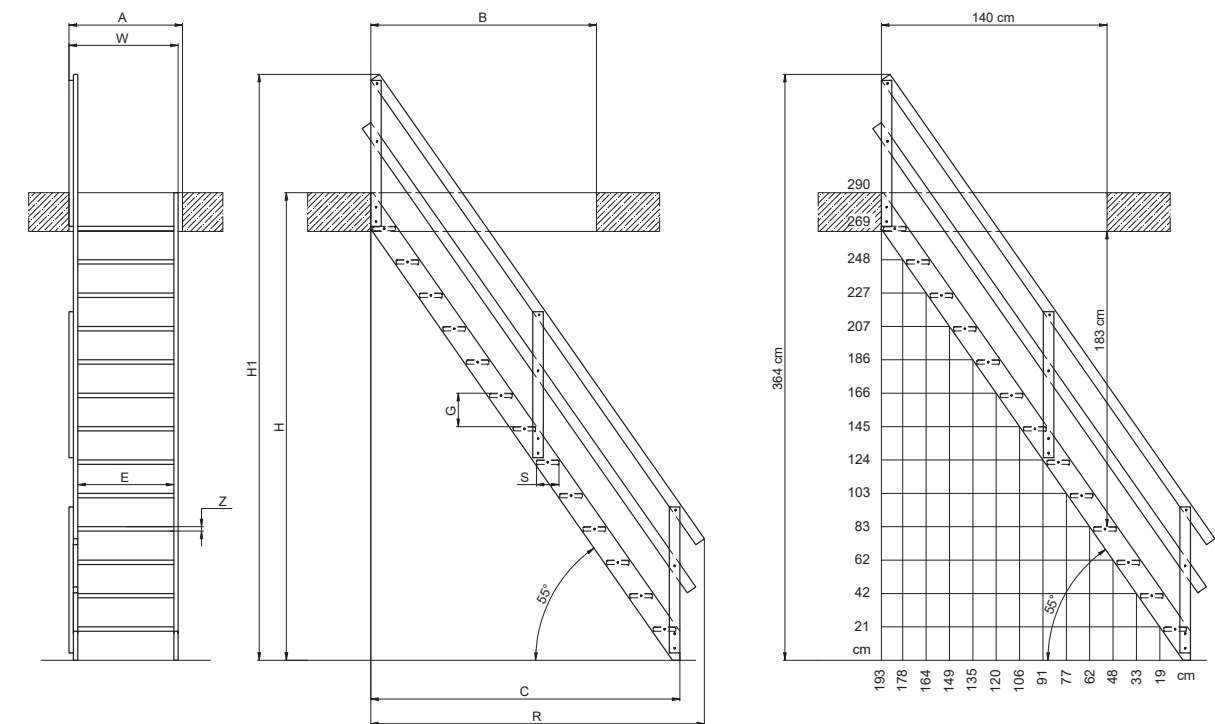
Size		55 cm
Max. floor height [cm]	H	300
Min. floor height [cm]	H min	200
Installed staircase height with handrail [cm]	H1	364
Height of folded ladder with handrail [cm]	H2	378
Min. ceiling opening dimensions [cm]	AxB	60x90
Distance occupied by staircase on the floor [cm]	C	118
Distance occupied by staircase on the floor with handrail [cm]	R	118
Distance occupied by folded staircase [cm]	R1	35
Staircase width [cm]	W	59
Number of treads		11
Distance between treads [cm]	G	25
Tread thickness [cm]	Z	2.7
Tread width [cm]	E	50
Tread depth [cm]	S	10
Ladder inclination [°]		70

TECHNICAL SPECIFICATION

MSU UNIVERSAL WOODEN MILLER STAIRCASE

LOFT LADDER TYPE	MSU Universal
	
I. APPLICATION	
Floor height [cm]	290
Installation	- product intended for DIY installation - easily adjusted to the room height
II. FEATURES	
Ladder	spruce wood
Colour	ready to be painted
Treads	durable connection between treads and ladder
Installation kit	included in set
Handrail	-
III. TECHNICAL PARAMETERS	
Staircase inclination angle	55°
Minimum dimensions of ceiling opening [cm]	70 x 140
Maximum loading	160 kg
IV. OPTIONS	
Accessories	- the MXH-U handrail can be installed on the right or left-hand side

V. LOFT LADDER DIAGRAM




VI. TECHNICAL PARAMETERS FOR LOFT LADDERS IN PARTICULAR SIZES

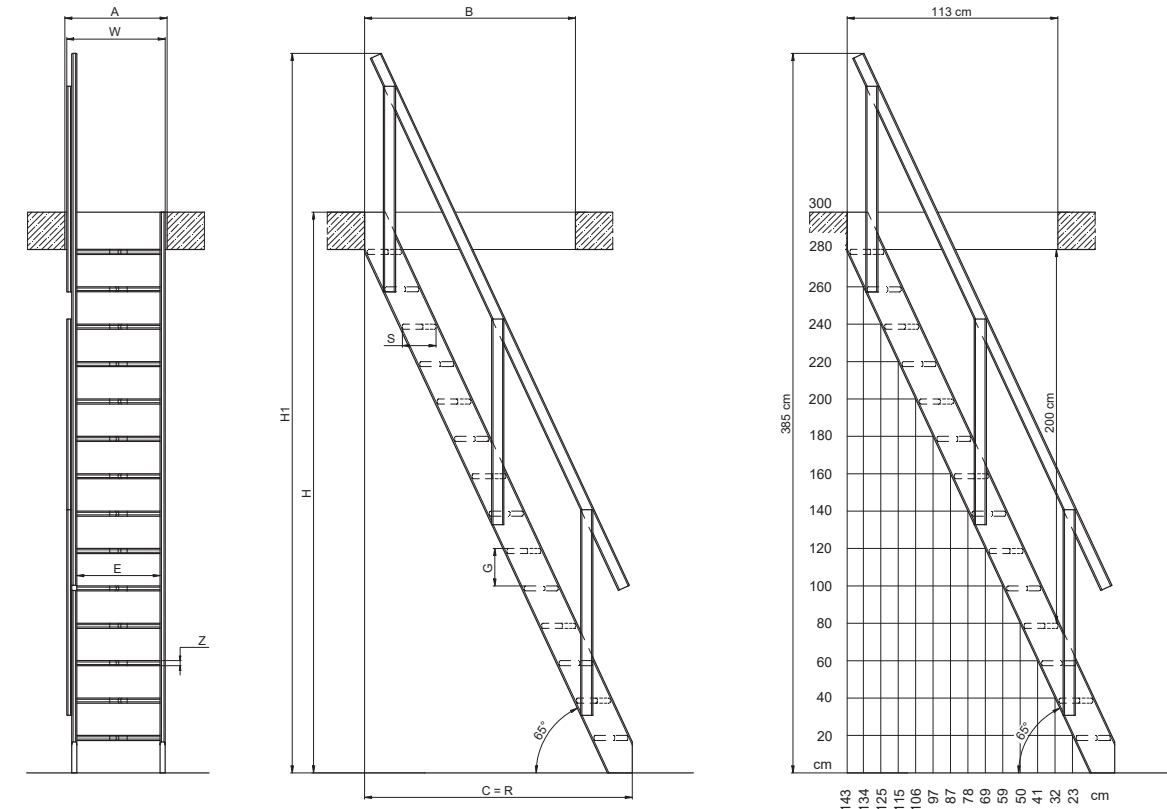
Size		65 cm
Max. floor height [cm]	H	290
Installed staircase height with handrail [cm]	H1	364
Min. ceiling opening dimensions [cm]	AxB	70x140
Distance occupied by staircase on the floor [cm]	C	192
Distance occupied by staircase on the floor with handrail [cm]	R	207
Staircase width [cm]	W	65
Number of treads		13
Distance between treads [cm]	G	21
Tread thickness [cm]	Z	2.7
Tread width [cm]	E	60
Tread depth [cm]	S	14
Ladder inclination [°]		55

TECHNICAL SPECIFICATION

MSA ALTERO WOODEN MILLER STAIRCASE

LOFT LADDER TYPE	MSA ALTERO
	
I. APPLICATION	
Floor height [cm]	300
Installation	- product intended for DIY installation - easily adjusted to the room height
II. FEATURES	
Ladder	spruce wood
Colour	ready to be painted
Treads	Alternating tread design – “duck-step”. Durable connection between treads and ladder.
Installation kit	included in set
Handrail	-
III. TECHNICAL PARAMETERS	
Staircase inclination angle	65°
Minimum dimensions of ceiling opening [cm]	64 x 113
Maximum loading	160 kg
IV. OPTIONS	
Accessories	- the MXH-A handrail can be installed on the right or left-hand side

V. LOFT LADDER DIAGRAM




VI. TECHNICAL PARAMETERS FOR LOFT LADDERS IN PARTICULAR SIZES

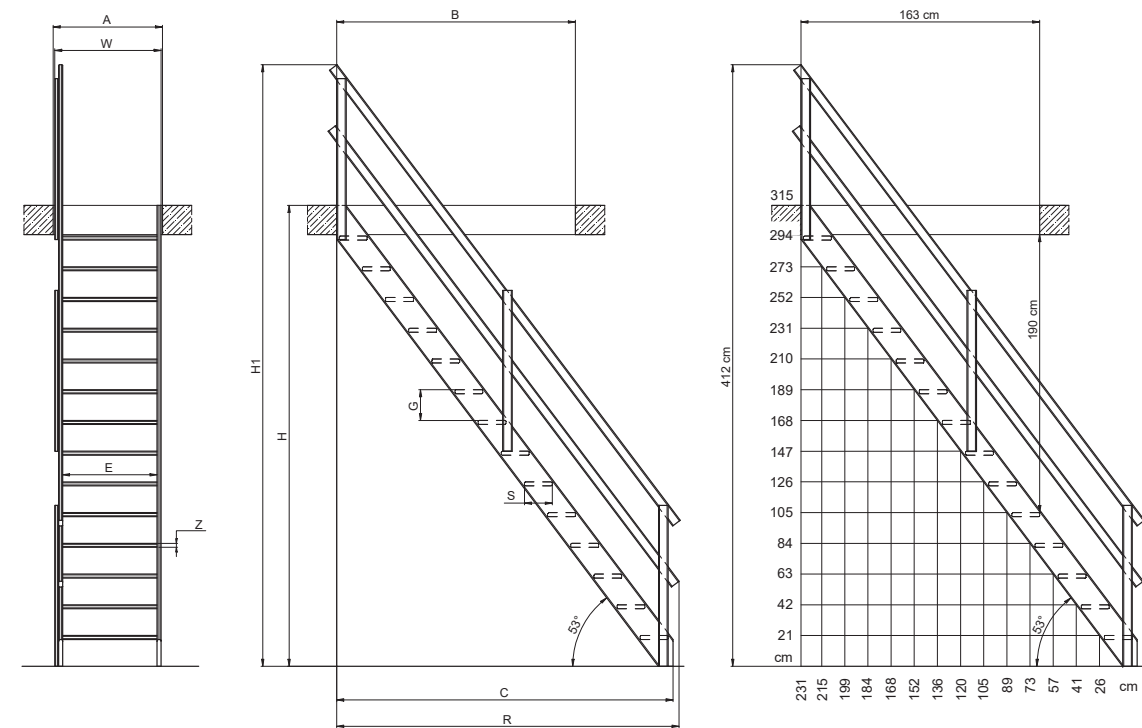
Size		60 cm
Max. floor height [cm]	H	300
Installed staircase height with handrail [cm]	H1	385
Min. ceiling opening dimensions [cm]	AxB	64x113
Distance occupied by staircase on the floor [cm]	C	144
Distance occupied by staircase on the floor with handrail [cm]	R	144
Staircase width [cm]	W	63
Number of treads		14
Distance between treads [cm]	G	20
Tread thickness [cm]	Z	2.7
Tread width [cm]	E	55
Tread depth [cm]	S	18/11
Ladder inclination [°]		65

TECHNICAL SPECIFICATION

MSS SUPERIOR WOODEN MILLER STAIRCASE

LOFT LADDER TYPE	MSS Superior
	
I. APPLICATION	
Floor height [cm]	315
Installation	- product intended for DIY installation - easily adjusted to the room height
II. FEATURES	
Ladder	spruce wood
Colour	ready to be painted
Treads	Durable connection between treads and ladder
Installation kit	included in set
Handrail	-
III. TECHNICAL PARAMETERS	
Staircase inclination angle	53°
Minimum dimensions of ceiling opening [cm]	60 x 90
Maximum loading	160 kg
IV. OPTIONS	
Accessories	- the MXH-S handrail can be installed on the right or left-hand side - the MSW Winder (left or right) makes it possible to adapt the structure of the staircase to the room in which the use of straight stairs is not possible

V. LOFT LADDER DIAGRAM



VI. TECHNICAL PARAMETERS FOR LOFT LADDERS IN PARTICULAR SIZES

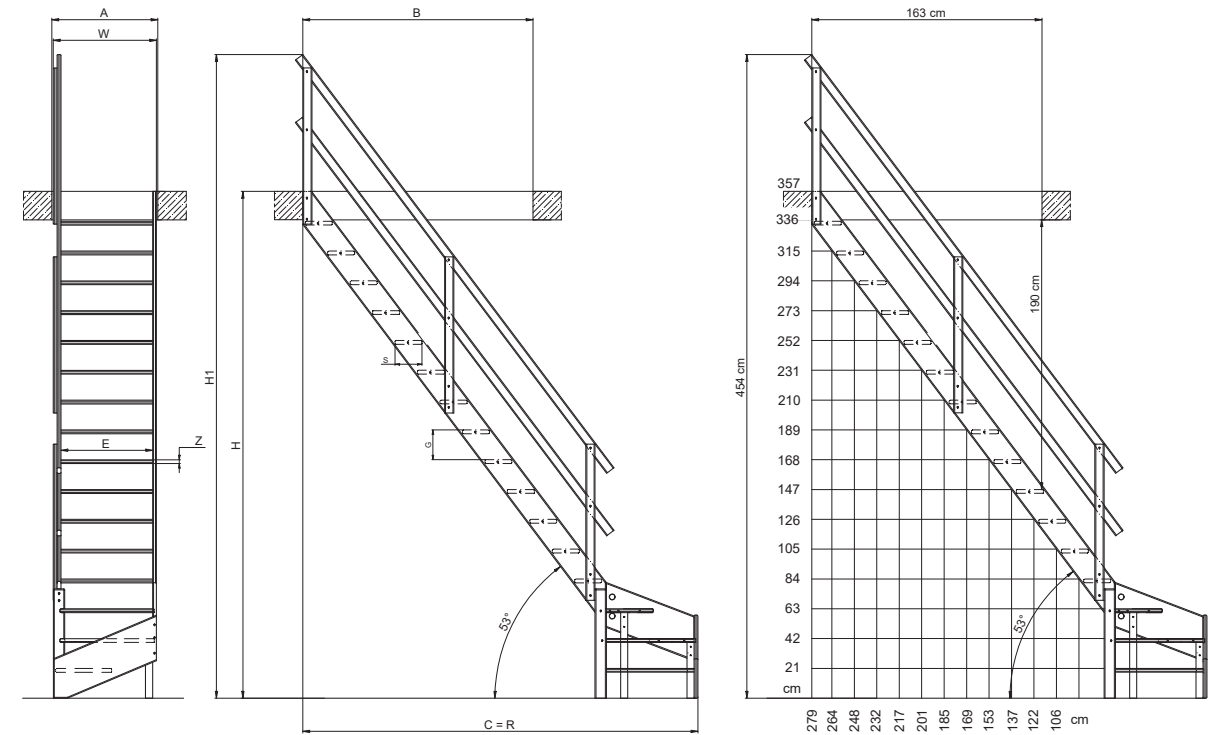
Size		70 cm
Max. floor height [cm]	H	315
Installed staircase height with handrail [cm]	H1	412
Min. ceiling opening dimensions [cm]	AxB	75x163
Distance occupied by staircase on the floor [cm]	C	230
Distance occupied by staircase on the floor with handrail [cm]	R	234
Staircase width [cm]	W	73
Number of treads		14
Distance between treads [cm]	G	21
Tread thickness [cm]	Z	2.7
Tread width [cm]	E	65
Tread depth [cm]	S	19
Ladder inclination [°]		53

TECHNICAL SPECIFICATION

MSW-L MSW-R WINDER

LOFT LADDER TYPE	MSW-L	MSW-R
		
I. APPLICATION		
Floor height [cm]	-	
Installation	- product intended for DIY installation - easily adjusted to the room height - to be used in conjunction with MSS Superior	
II. FEATURES		
Ladder	spruce wood	
Colour	ready to be painted	
Treads	Durable connection between treads and ladder	
Installation kit	included in set	
III. TECHNICAL PARAMETERS		
Staircase inclination angle	53°	
Minimum dimensions of ceiling opening [cm]	75 x 163	
Maximum loading	160 kg	

V. LOFT LADDER DIAGRAM



VI. TECHNICAL PARAMETERS FOR LOFT LADDERS IN PARTICULAR SIZES

Size		70 cm
Max. floor height [cm]	H	357
Installed staircase height with handrail [cm]	H1	454
Min. ceiling opening dimensions [cm]	AxB	75x163
Distance occupied by staircase on the floor [cm]	C	279
Distance occupied by staircase on the floor with handrail [cm]	R	279
Staircase width [cm]	W	73
Number of treads		16
Distance between treads [cm]	G	21
Tread thickness [cm]	Z	2.7
Tread width [cm]	E	65
Tread depth [cm]	S	19
Ladder inclination [°]		53